

XSP2™

XSP Series LED Street Light – Horizontal Tenon – Type II

Product Description

Designed from the ground up as a totally optimized LED street light system, the XSP Series delivers incredible efficiency and is designed to provide L70 lifetime over 100,000 hours without sacrificing application performance. Beyond substantial energy savings and reduced maintenance, Cree achieves better optical control with our NanoOptic® Precision Delivery Grid™ optic than a traditional cobra head luminaire. The Cree XSP Series LED Street Light is the best alternative for traditional street lighting with better payback and better performance.

Performance Summary

Utilizes BetaLED® Technology

NanoOptic Precision Delivery Grid optic

CRI: Minimum 70 CRI

CCT: 4000K (+/- 300K), 5700K (+/- 500K)

Warranty: 10 years on luminaire/limited 10 years on Colorfast DeltaGuard® finish

Made in the U.S.A. of U.S. and imported parts

Accessories

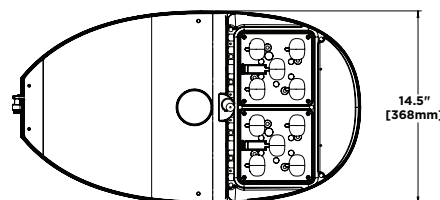
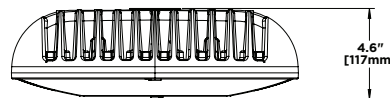
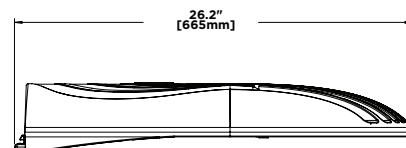


Field Installed Accessories

XA-SP2BLS

Backlight Control Shield
- Provides 1/2 Mounting Height Cutoff

XA-SP2BRDSPK

Bird Spikes



Ordering Information

Example: BXSPA022A-USF

BXSP	A	O			A	-			
Product	Version	Mounting	Optic	Modules	Input Power	-	Voltage	Color Options	Options
BXSP	A	O Horizontal Tenon	2 Type II G Type II w/ BLS	2 Standard 4000K B Standard 5700K H High Efficacy 4000K* P High Efficacy 5700K*	A 101W	-	U Universal 120-277V V Universal 347-480V**	S Silver (Standard) T Black Z Bronze B Platinum Bronze W White	A ROAM® Controls - Installation of ROAM dimming control module only. - Services provided by others. - Includes R option F Fuse - When code dictates fusing, use time delay fuse - Not available with V voltage K Occupancy Control - Refer to Occupancy Control spec sheet for details N Utility Label and NEMA Photocell Receptacle - Includes Q option - Refer to Field Adjustable Output spec sheet for details Q Field Adjustable Output - Refer to Field Adjustable Output spec sheet for details R NEMA Photocell Receptacle - Photocell by others U Utility - Includes exterior wattage label that indicates the maximum available wattage of the luminaire - Includes Q option - Refer to Field Adjustable Output spec sheet for details

* Available Q3 2012. Preliminary data shown.

** 347-480V utilizes magnetic step-down transformer. For input power for 347-480V, refer to the Lumen Output, Electrical, and Lumen Maintenance data table below.



Rev. Date: 9/14/2012



Product Specifications

CONSTRUCTION & MATERIALS

- Die cast aluminum housing
- Tool-less entry
- Mounts on 1.25" IP (1.66" [42mm] O.D.) or 2" IP (2.375" [60mm] O.D.) horizontal tenon (minimum 8" [203mm] in length) and is adjustable +/- 5° to allow for fixture leveling (includes two axis T-level to aid in leveling)
- Designed with 0-10V dimming capabilities. Controls by others
- Exclusive Colorfast DeltaGuard® finish features an E-Coat epoxy primer with an ultradurable powder topcoat, providing excellent resistance to corrosion, ultraviolet degradation and abrasion. Standard is silver. Black, bronze, platinum bronze and white are also available

ELECTRICAL SYSTEM

- **Input Voltage:** 120-277V or 347-480V, 50/60Hz
- Class 2 output
- **Power Factor:** > 0.9 at full load
- **Total Harmonic Distortion:** < 20% at full load
- Integral 10kV surge suppression protection standard
- To address inrush current, slow blow fuse or type C/D breaker should be used

REGULATORY & VOLUNTARY QUALIFICATIONS

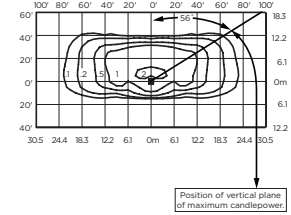
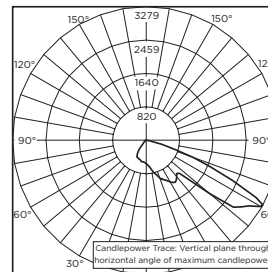
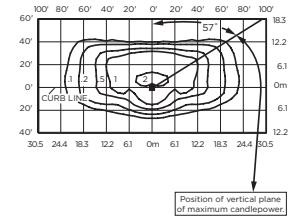
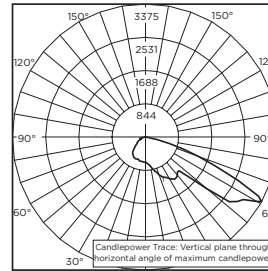
- cULus Listed
- Suitable for wet locations
- Product qualified on the DesignLights Consortium ("DLC") Qualified Products List ("QPL"). Exceptions apply when N, U, or Q options are ordered - see Field Adjustable Output spec sheet for details.
- Certified to ANSI C136.31-2001, 3G bridge and overpass vibration standards
- 10kV surge suppression protection tested in accordance with IEEE/ANSI C62.41.2
- Meets CALTrans 611 Vibration testing and GR-63-CORE Section 4.4.1/5.4.2 C62.41.2
- Luminaire and finish endurance tested to withstand 5,000 hours of elevated ambient salt fog conditions as defined in ASTM Standard B 117
- RoHS Compliant
- Meets Buy American requirements within ARRA

PATENTS

- Visit website for patents that cover these products: Patents <http://www.cree.com/patents>

Photometry

All published luminaire photometric testing performed to IESNA LM-79-08 standards by Independent Testing Laboratories, a NVLAP certified laboratory.



Lumen Output, Electrical, and Lumen Maintenance Data

Type 2 Distribution														
Module	Input Power Designator	4000K		5700K		System Watts 120-277V	TOTAL CURRENT				System Watts 347-480V	TOTAL CURRENT		50K Hours Calculated Lumen Maintenance Factor @ 15°C (59°F)***
		Initial Delivered Lumens	BUG Ratings** Per TM-15-11	Initial Delivered Lumens	BUG Ratings** Per TM-15-11		120V	208V	240V	277V		347V	480V	
Standard	A	7,000	B2 U0 G1	7,700	B2 U0 G2	101	0.84	0.50	0.44	0.39	106	0.31	0.22	91%
High Efficacy*	A	9,612	B2 U0 G2	10,680	B2 U0 G2	101	0.84	0.50	0.44	0.39	106	0.31	0.22	91%

Type 2 Distribution w/ BLS														
Module	Input Power Designator	4000K		5700K		System Watts 120-277V	TOTAL CURRENT				System Watts 347-480V	TOTAL CURRENT		50K Hours Calculated Lumen Maintenance Factor @ 15°C (59°F)***
		Initial Delivered Lumens	BUG Ratings** Per TM-15-11	Initial Delivered Lumens	BUG Ratings** Per TM-15-11		120V	208V	240V	277V		347V	480V	
Standard	A	6,130	TBD	6,742	TBD	101	0.84	0.50	0.44	0.39	106	0.31	0.22	91%
High Efficacy*	A	8,417	TBD	9,352	TBD	101	0.84	0.50	0.44	0.39	106	0.31	0.22	91%

* Available Q3 2012. Preliminary data shown.
 ** For more information on the IES BUG (Backlight-Uplight-Glare) Rating visit www.iesna.org/PDF/Erratas/TM-15-11BugRatingsAddendum.pdf
 *** Projected L₈₀ (6K) Hours: >36,000. For recommended lumen maintenance factor data see TD-13

EPA and Weight

Input Power Designator	Weight 120-277V	Weight 347-480V	EPA				
			1@90	2@90	2@180	3@90	4@90
A	26 lbs (12kg)	29 lbs (13.2kg)	0.692	1.140	1.384	1.832	2.280

